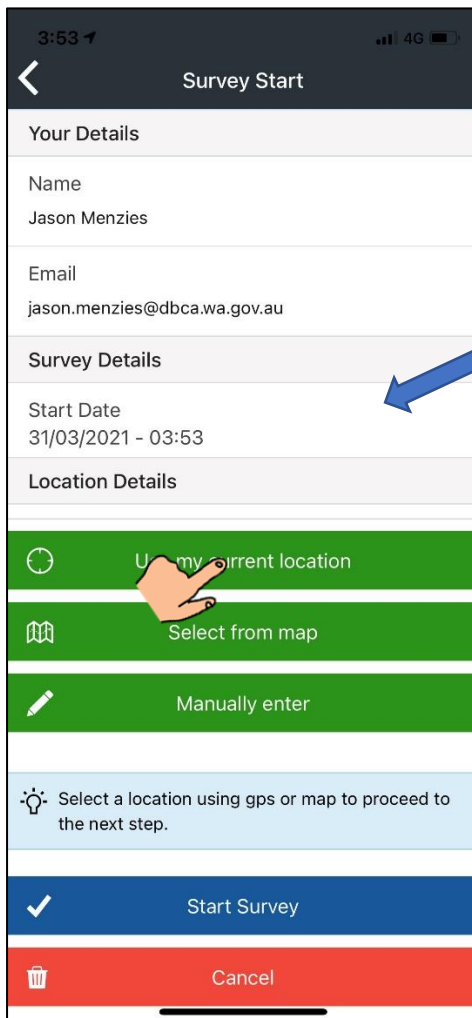


Marine Fauna Sightings App – Steps to undertake a Survey



Undertake a Survey (steps)

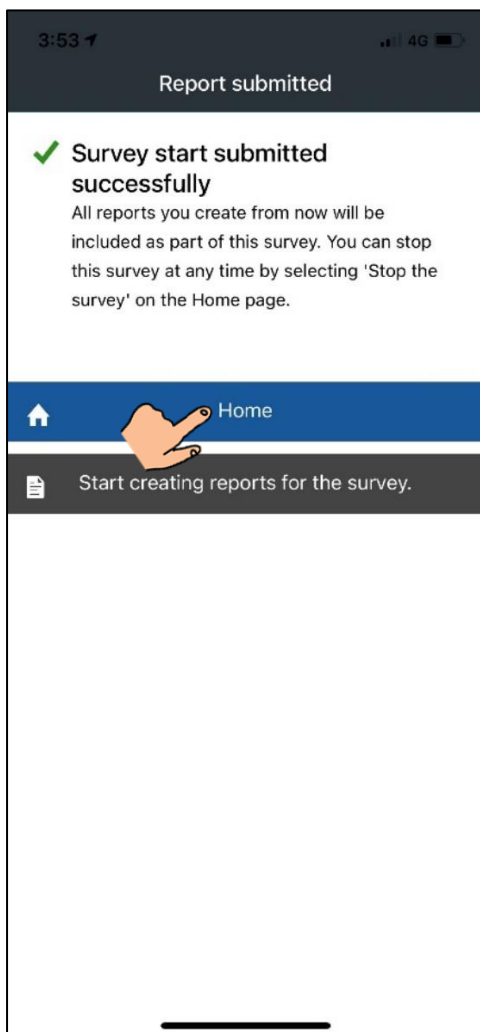
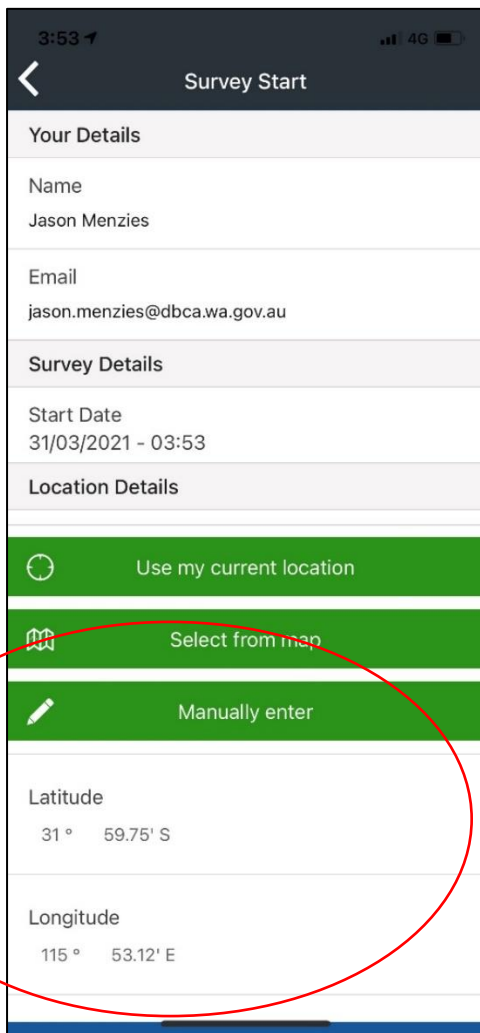
Simply click on the 'Start a Survey' button to commence a survey.

A survey is a dedicated effort to go out and observe dolphins. You can do this while out for a walk, jog, kayak, bike ride etc.

The Start date and time will automatically be recorded.

The first thing you'll be asked to do is enter the location of your Survey.

Simply click on 'Use my current location' to enter the GPS coordinates of your location.



Undertake a Survey (steps continued)

The GPS coordinates of your Survey location are automatically recorded and displayed.

Now that you've recorded your Start date, time, and location you have successfully started your Survey.

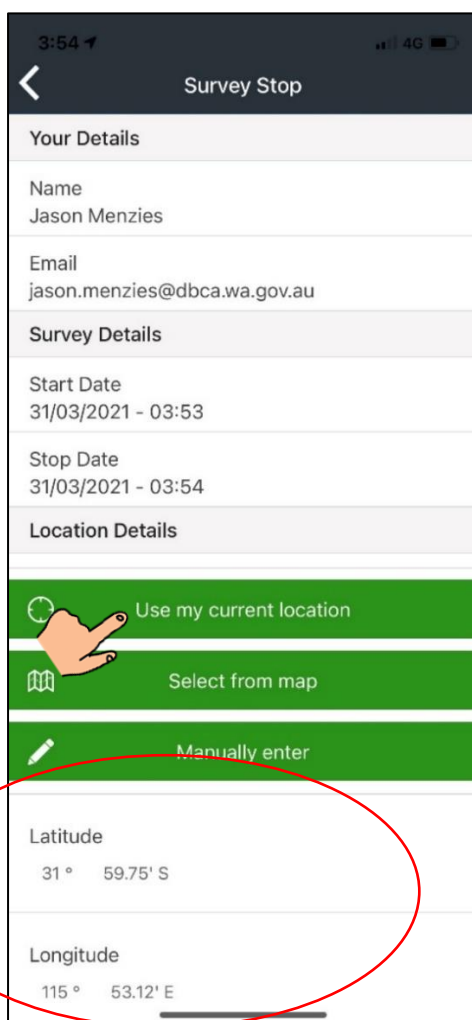
You can now either click on the Home button in readiness to either Make a Report or End the Survey (if you don't see any dolphins), or you can start creating reports straight away if you're lucky enough to see dolphins.



Undertake a Survey (steps continued)

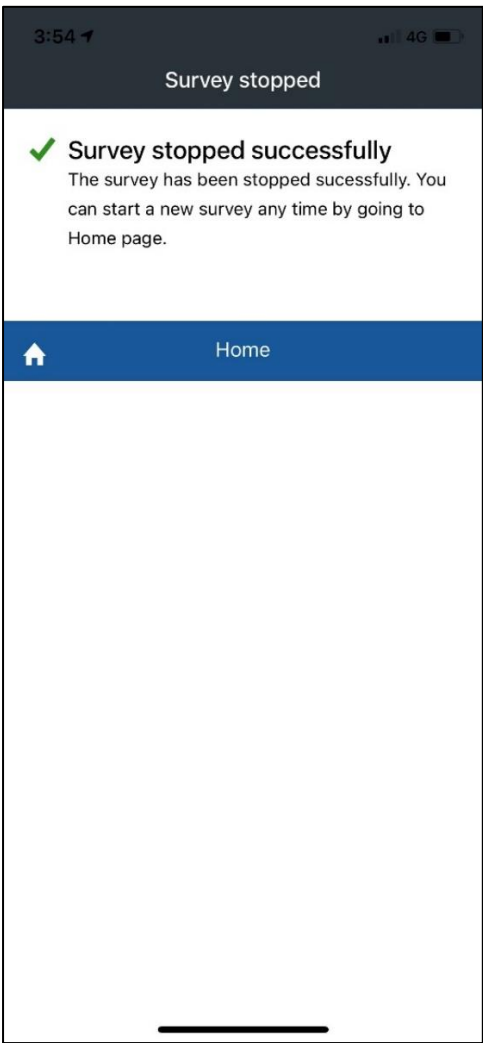
The Home screen will advise you that you have a Survey in progress.

- 1) If you see some dolphins, you can press the 'Make a Report' button and then follow the steps in the **Make a Report pdf** that can be downloaded separately.
- 2) If you don't see any dolphins and/or if you've made a Report already and are just ready to finish your Survey, simply press the 'Stop the Survey' button that's highlighted red.



The Stop Date and Time will be automatically populated so that your Survey effort (time spent monitoring for dolphins) has now captured correctly.

Now you just need to confirm the location that you finished your survey. To do this, simply click on the 'Use my currently location' button to collect your GPS coordinates. Again, if you are doing it after the fact, you will need to geolocate your end location using the 'Select from map' button.



Undertake a Survey (steps continued)

You have now successfully completed your Survey and can return to the Home screen by pushing the 'Home' button or simply close the app on your smart phone or tablet.