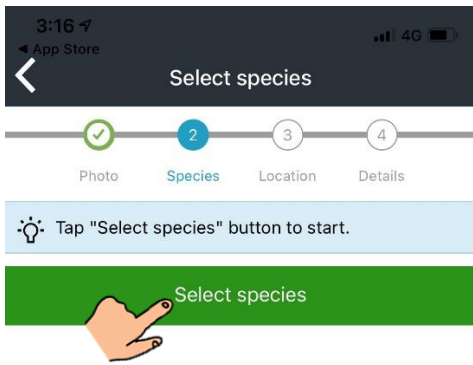


Make a report (steps)

If you see a dolphin (or other marine animal listed) press the 'Make a Report' button


If you have managed to take some photos on your phone, or you have the opportunity to take some photos of the dolphins you're observing, you can do so now by clicking on 'Take a Photo' or 'Choose from Gallery'.

Otherwise, just click on Skip



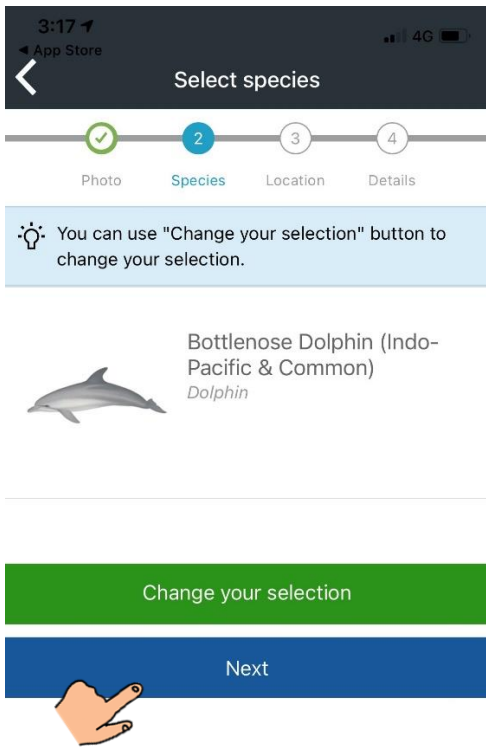
Make a Report (steps continued)

Click on the 'Select species' button to choose the dolphin species you are reporting on.



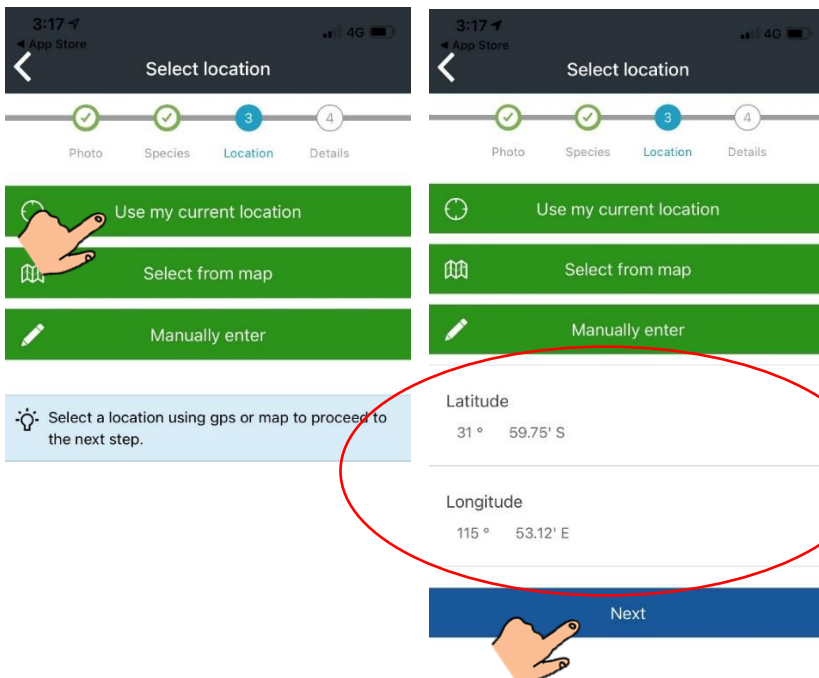
Tap on the appropriate species of dolphin that you are reporting on.

If you are in the Perth / Mandurah region, it will typically be the Bottlenose dolphin (Indo-Pacific bottlenose dolphin) or the Common Dolphin if you are further off the coast.



Make a Report (steps continued)

Once you've chosen your dolphin species it will show up on your screen and you can click 'Next' to proceed to the next step.



Now we need to select the location of your report.

You can do this by either using your GPS or the map (if making your report retrospectively you can geolocate where you observed the dolphin/s)

If you are reporting while looking at the dolphins or are still in the area where you saw the dolphins, simply press 'Use my current location' and the GPS coordinates will be recorded automatically.

3:17 App Store 4G

Enter Detail

Photo Species Location **Details**

Bottlenose Dolphin (Indo-Pacific & Common)
Dolphin

Report Details

Adult Count
1

Juvenile Count
0

Calves Count
0

Behaviour **Resting**

Capture Date
31 Mar 2021 at 3:17 pm

Comment
Please enter any additional information

Your Details

3:18 App Store 4G

Enter Detail

Photo Species Location **Details**

Bottlenose Dolphin (Indo-Pacific & Common)
Dolphin

Report Details

Adult Count
6

Juvenile Count
0

Calves Count
0

Behaviour **Resting**

Capture Date

Resting

Travelling

Socialising

Foraging and feeding

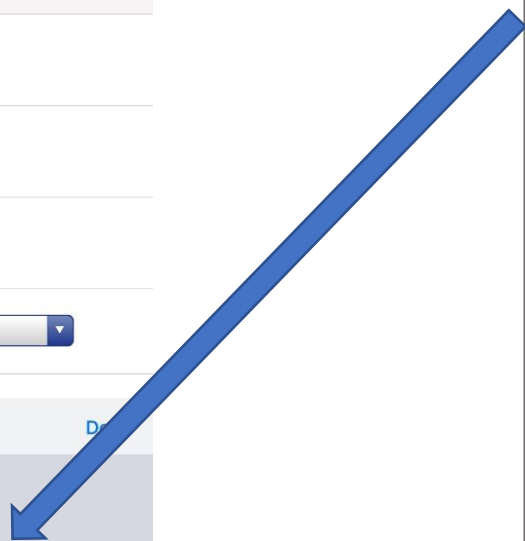
Unknown

Make a report (steps continued)

Now we enter the information on about what we've observed (e.g., how many adult dolphins, how many juvenile dolphins and/or how many calves you observed)

You also get to report on what behaviours you observed the dolphins displaying. You can only choose one behaviour here.

There is more information on dolphin behaviours in the FinBook and also in the app itself if you press the 'Info' button on the Home Screen.



3:20 4G

< Enter Detail

Calves Count
0

Behaviour Travelling

Capture Date
31 Mar 2021 at 3:17 pm

Comment
no clouds, sunny day. strong sea breeze. River and five other adult dolphins.

Your Details

Name
Please enter your name

Email
Please enter your email address

✓ Submit

🏠 Save for Later

🗑️ Delete

3:20 4G

< Enter Detail

Calves Count
0

Behaviour Travelling

Capture Date
31 Mar 2021 at 3:17 pm

Comment
no clouds, sunny day. strong sea breeze. River and five other adult dolphins.

Your Details

Name
Jason Menzies

Email
jason.menzies@dbca.wa.gov.au

✓ Submit

🏠 Save for Later

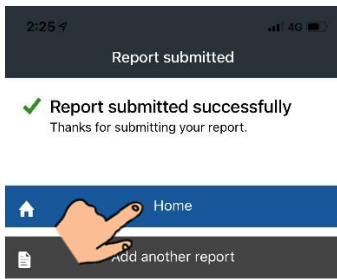
🗑️ Delete

Make a report (steps continued)

Once you've chosen the behaviour you observed, please add any extra information that might help our dolphin researchers in the Comment section.

When you used the Marine Fauna Sightings app for the first time, you will need to enter your Name and Email address. These will be automatically saved so you don't have to enter them again.

Once you've entered some comments and your Name and Email, you have finished your report and you can click on the 'Submit' button.



Make a report (steps continued)

You've now successfully made your first report!

You can now choose to return to the Home screen or Add another report.

If you return to the Home screen and click on the 'Reports' button you will then be able to see the report you just made and any others that you make moving forward.

You will also have the opportunity to Edit and unfinished reports and submit them.

